

IRC

Multiple Use Systems and equity in the Sahel, Burkina Faso

Julia Boulenouar, Aguaconsult

London

June, 5th 2014

Supporting water sanitation
and hygiene services for life





Background

WAWASH programme (2010-2015)

IRC's component: Triple-S in Burkina Faso

- Supporting national
 - Supporting local government in achieving sustainable service delivery
 - Sahel Region
- 



Burkina Faso

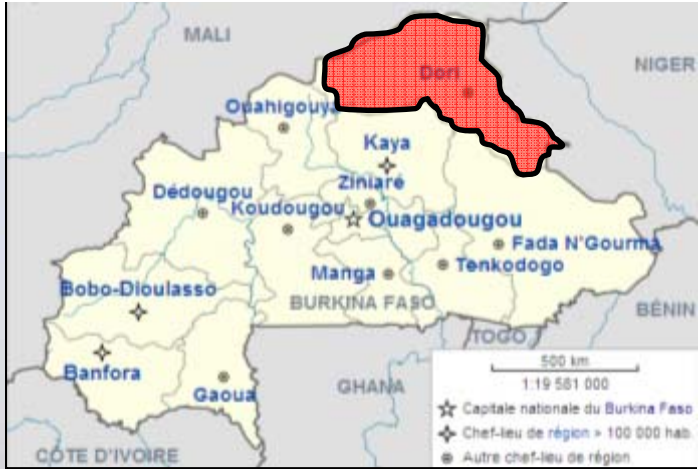
- 80% rural
- 47% under poverty line
- 66% population with access to drinking water (in theory)
- IWRM recognised in formal policy but no strategy for MUS
- Siloed institutional framework

Neighbouring countries	GDP/capita (\$)	
Ghana	3,702	
Cote d'Ivoire	2,795	
Benin	1,716	
Mali	1,635	
Burkina Faso	1,555	165/182
Niger	899	

World Bank, 2012

Human Development Index: 181/187 (2011)





Nourou-Dhine Salouka- IRC

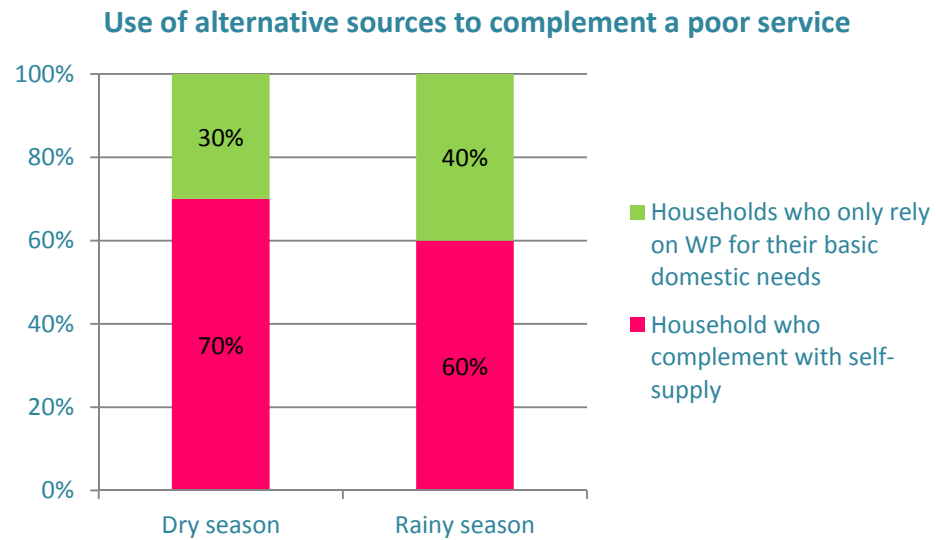




Data collection

- Survey in 24 villages (56,000 pop)/ 8 communes (450,000 pop)
 - 2011 and 2012 (dry and rainy seasons)
 - Water point and household surveys (barcodes)
 - Coverage rate between 50% and 150%
- 

Under utilisation of water points

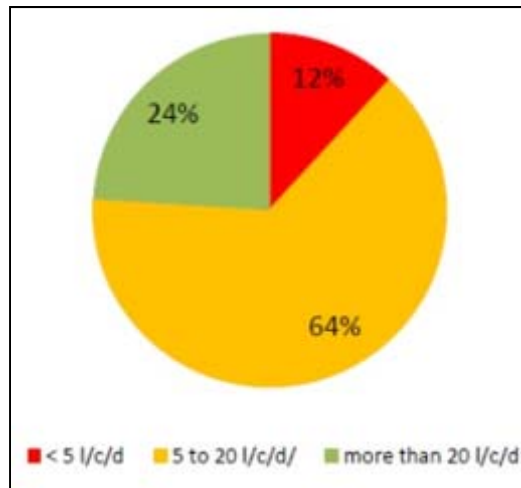


Source: Pezon, 2014



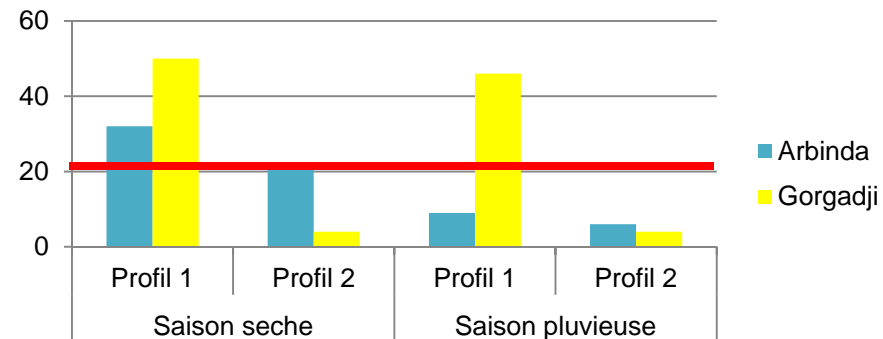
Low quantities of “safe water” fetched

Quantity of safe water per capita per day in 24 villages



Source: Pezon, 2014

Average quantities of safe water per profile type and season



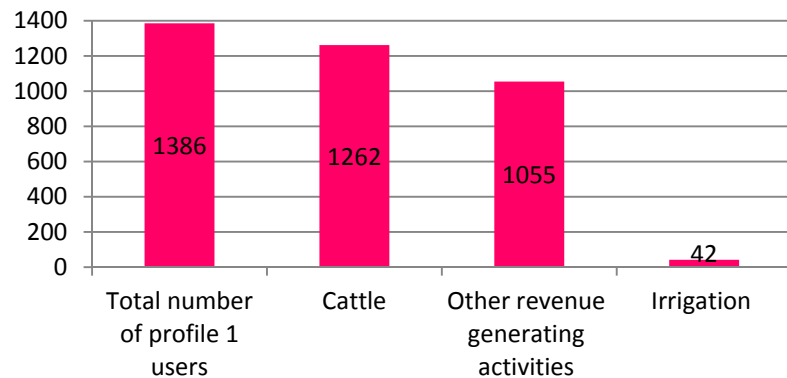
Productive uses

- Lack of alternatives
- Majority of cattle owners
- Use of drinking water for productive uses
- Pressure on water points during dry season

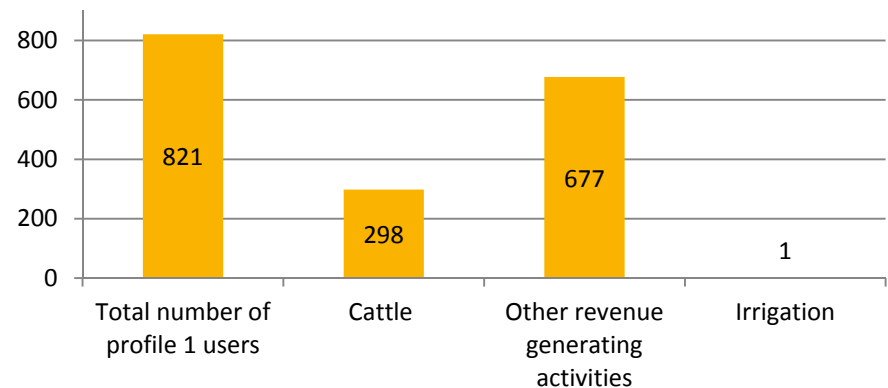
Cattle owners vs. non cattle owners
(Gorgadji and Arbinda)



Use of drinking water for productive uses-
Profile 1 HH in Arbinda- **Dry season**



Use of drinking water for productive uses- Profile 1
HH in Arbinda- **Rainy season**



Productive uses and tariffs

User type	Sub-categories	Current tariff
Household		250 fcfa/month
Livestock		
	Large (1-30)	500 fcfa/month
	Large (over 31)	1000 fcfa/month
	Small (1-30)	250 fcfa/month
	Small (over 31)	500 fcfa/month

User type	Current tariff	Quantity of water
1 person	0.8 fcfa/day	Majority between 0 and 20 l/day
1 cow	16fcfa/day	+/- 40l/day

Reality: fixed price and not always applied

Observations

- Productive uses are not taken into account
- Discrepancy between supply and demand
- Competition at water points (DS)
- Inadequate tariffs



Way forward

Acknowledgement of MUS

- Inclusion in policies and strategies
- Inclusion in design standards

Rethinking water systems

- Separation of uses
- Recycling of water
- Management of unimproved sources

Rethinking tariff structure

- Wealth
- Volume



IRC

Visiting address
Bezuidenhoutseweg 2
2594 AV The Hague
The Netherlands

Postal address
P.O. BOX 82327
2508 EH The Hague
The Netherlands

T +31 70 3044000
info@ircwash.org
www.ircwash.org

Supporting water sanitation
and hygiene services for life

